

TWIN 9000

Double Scissors Lift

Parts Breakdown

ET082601_001-en

© MAHA USA, L.L.C.

Legal notice based on ISO 16016:

The reproduction, distribution and utilization of this document as well as the communication of its contents to others without explicit authorization is prohibited. Offenders will be held liable for the payment of damages. All rights reserved in the event of the grant of a patent, utility model or design.

The contents of this edition have been checked with great care. However, errors cannot be fully excluded. Subject to technical change without notice.

Approval Date:

Document

Document N^o ET082601_001-en
Approval Date: 25.02.2013

Manufacturer

MAHA Maschinenbau Haldenwang GmbH & Co. KG
Hoyen 20
87490 Haldenwang
Germany

Phone: +49 (0) 8374 585 0
Fax: +49 (0) 8374 585 590
Internet: <http://www.maha.de>
Email: maha@maha.de

Distributor / Service

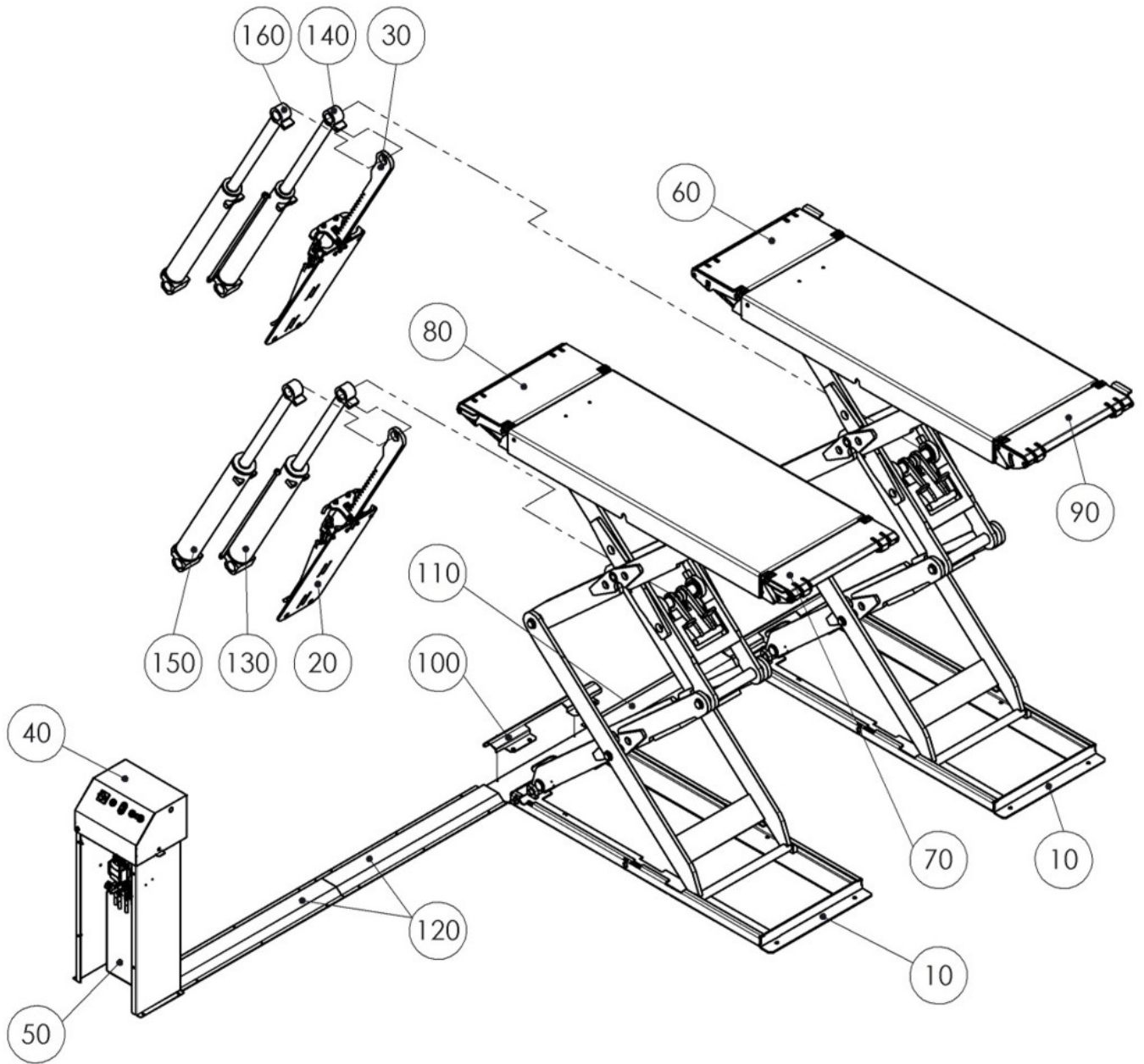
MAHA USA, L.L.C.
2404 East Highway 134
Pinckard, AL 36371
USA

Phone: 334-984-0153
Fax: 334-983-1094
Internet: <http://www.maha-usa.com>
Email: info@maha-usa.com

Contents

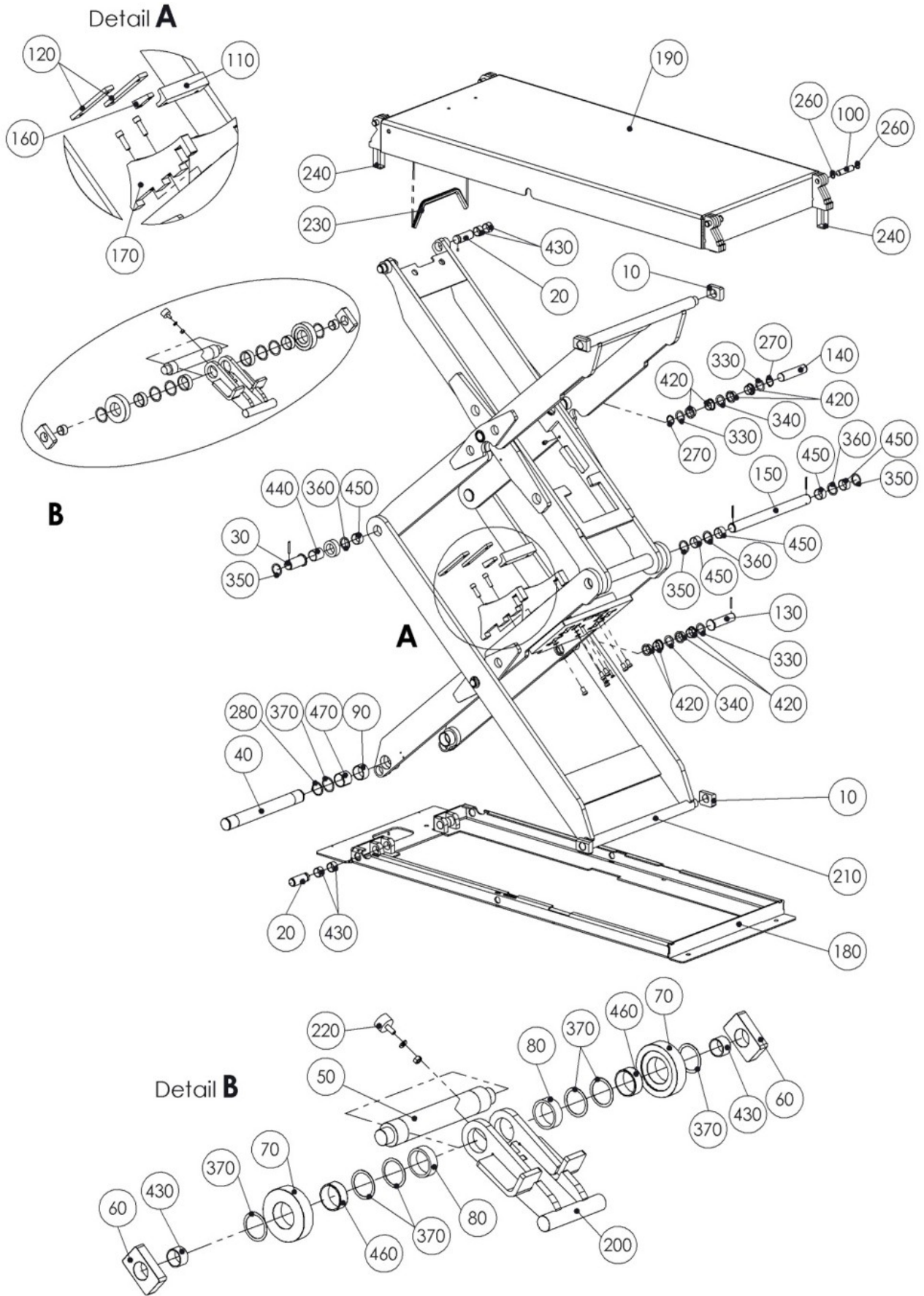
| | |
|---|----|
| 1 Floor Group | 4 |
| 1.1 Substructure | 6 |
| 1.2 Latches | 8 |
| 1.3 Control Desk | 9 |
| 1.4 Hydraulic Inst. Kit - Control Desk | 10 |
| 1.4.1 Hydraulic Power Unit (26000239) | 11 |
| 1.5 Hydraulic Inst. Kit - Connection | 12 |
| 1.6 Hydraulic Inst. Kit - Cylinder | 13 |
| 1.7 Hydraulic Inst. Kit - Manual Compensation | 14 |
| 1.8 Approach Ramps | 15 |
| 1.9 Drive-Over Ramp (VZ 970125) and Insert Part (VZ 970133) | 16 |
| 2 Hydraulic / Pneumatic Small Parts | 17 |
| 3 Small Parts | 19 |
| 4 Labels | 21 |
| 5 Electrical Equipment | 23 |

1 Floor Group



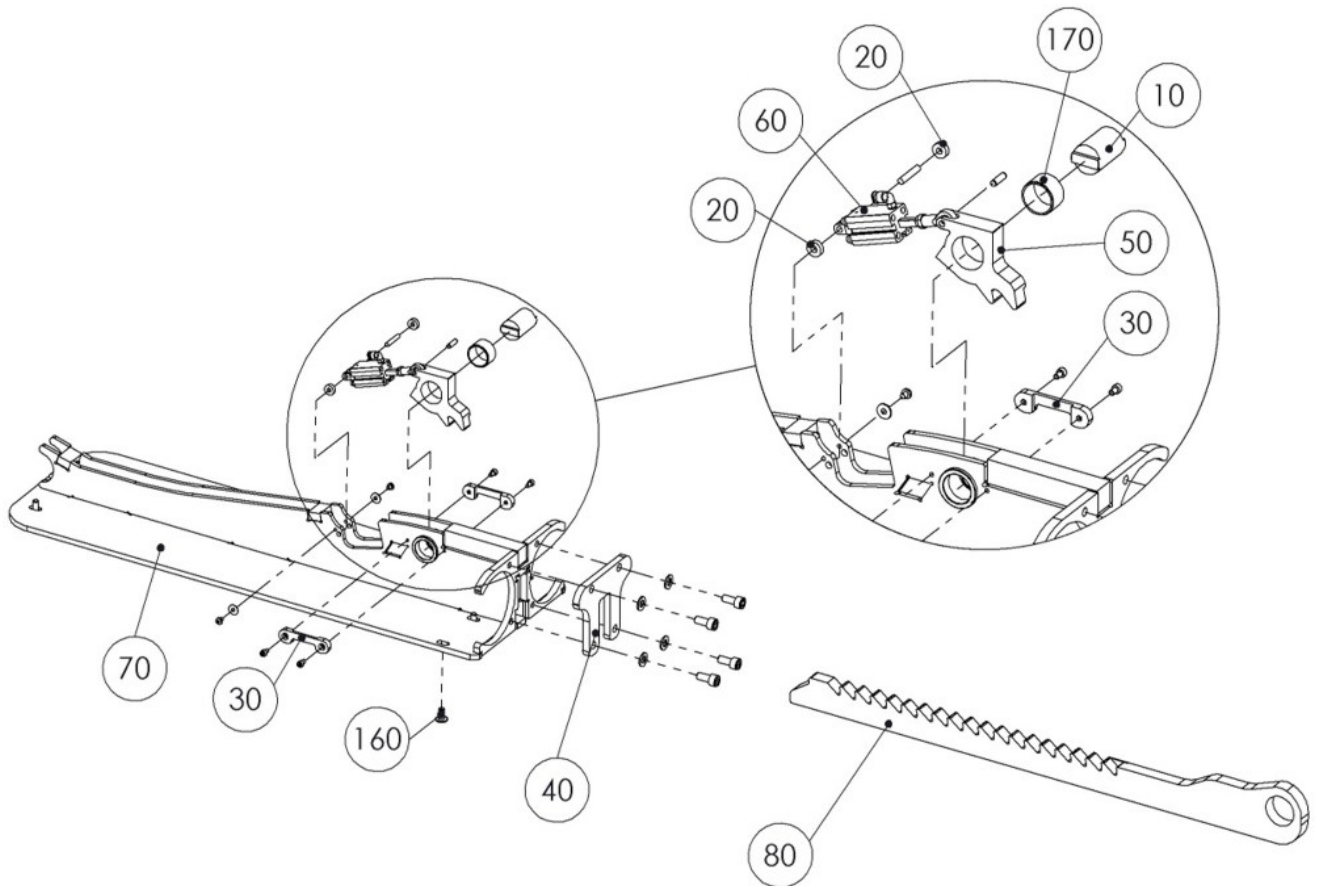
| Item No. | Spare Part | Description | Tooltip | Article Number |
|----------|---------------------|--------------------------|-------------|----------------|
| 10 | Substructure | | Section 1.1 | 030081 00207 0 |
| 20 | Latch | Master Cylinder | Section 1.2 | 030081 00146 0 |
| 30 | Latch | Slave Cylinder | Section 1.2 | 030081 00159 0 |
| 40 | Control Desk | | Section 1.3 | 030081 00160 0 |
| 50 | Hydraulic Inst. Kit | Control Desk | Section 1.4 | 030081 00194 0 |
| | Hydraulic Inst. Kit | Connection | Section 1.5 | 030081 00195 0 |
| | Hydraulic Inst. Kit | Cylinder | Section 1.6 | 030081 00196 0 |
| | Hydraulic Inst. Kit | Manual Compensation | Section 1.7 | 030080 01443 0 |
| 60 | Approach Ramp | Long, Handle Left Side | Section 1.8 | 030081 00177 0 |
| 70 | Approach Ramp | Short, Handle Left Side | Section 1.8 | 030081 00182 0 |
| 80 | Approach Ramp | Long, Handle Right Side | Section 1.8 | 030081 00189 0 |
| 90 | Approach Ramp | Short, Handle Right Side | Section 1.8 | 030081 00190 0 |
| 100 | Cover Plate | | | 020081 01070 0 |
| 110 | Cover | 790mm | | 020081 01159 0 |
| 120 | Cover | 1000mm | | 020081 01160 0 |
| 130 | Hydraulic Cylinder | Master Cylinder | | 26000188 |
| 140 | Hydraulic Cylinder | Slave Cylinder | | 26000189 |
| 150 | Hydraulic Cylinder | Master Cylinder | | 26000191 |
| 160 | Hydraulic Cylinder | Slave Cylinder | | 26000192 |

1.1 Substructure



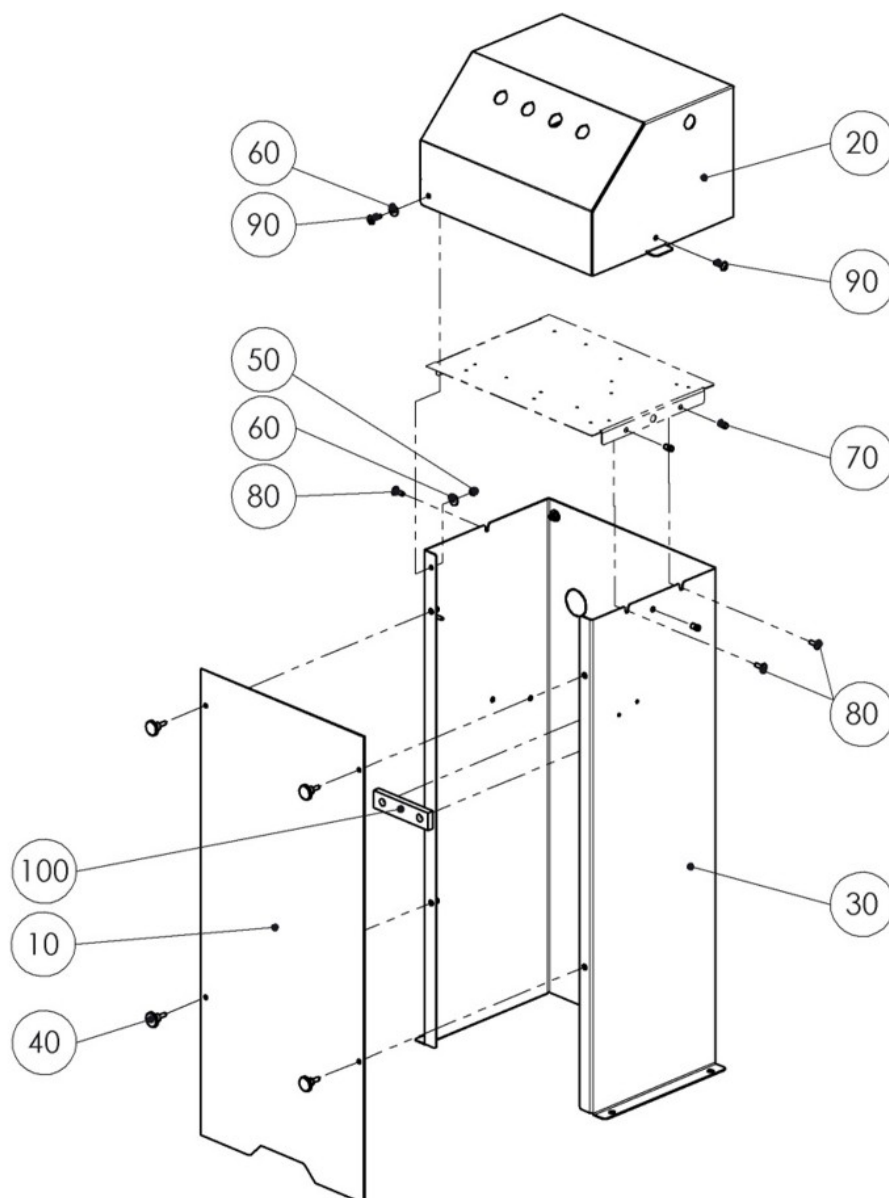
| Item No. | Spare Part | Description | Article Number |
|----------|------------------|------------------|-----------------|
| 10 | Slider Block | | 020081 01060 0 |
| 20 | Pin | with Slot | 020081 01061 0 |
| 30 | Pin | with Collar | 020081 01062 0 |
| 40 | Axle | Cylinder Support | 020081 01064 0 |
| 50 | Axle | Scissors Support | 020081 01065 0 |
| 60 | Slider Block | | 020081 01066 0 |
| 70 | Roller | Big | 020081 01067 0 |
| 80 | Spacer Sleeve | | 020081 01074 0 |
| 90 | Spacer Sleeve | | 020081 01141 0 |
| 100 | Pin | Short | 020081 01193 0 |
| 110 | Pressure Plate | | 020081 01333 0 |
| 120 | Spacer Plate | | 020081 01230 0 |
| 130 | Pin | with Collar | 020081 01231 0 |
| 140 | Pin | Long | 020081 01233 0 |
| 150 | Axle | Continuous | 020081 01234 0 |
| 160 | Wedge | | 020081 01261 0 |
| 170 | Installation Aid | | 020081 01303 0 |
| 180 | Base Plate | Assy | 030081 00103 0 |
| 190 | Runway | | 030081 00117 0 |
| 200 | Raising Lever | | 030081 00148 0 |
| 210 | Scissors | | 030081 00213 0 |
| 220 | Rubber Buffer | | 17 1050 |
| 230 | Clamping Profile | | 17 3003 |
| 240 | Rubber Pad | | 17000003 |
| 260 | Snap Ring | 18x1,2 | 22 0471 018 |
| 270 | Snap Ring | 30x1,5 | 22 0471 3015 1 |
| 280 | Snap Ring | 45x1,75 | 22 0471 45175 1 |
| 330 | Shim Ring | 30x42x1 | 22 0988 304210 |
| 340 | Shim Ring | 30x42x2 | 22 0988 304220 |
| 350 | Shim Ring | 35x45x1 | 22 0988 354510 |
| 360 | Shim Ring | 35x45x2 | 22 0988 354520 |
| 370 | Shim Ring | 45x55x1 | 22 0988 455510 |
| 420 | Flange Sleeve | | 24 1728 1 |
| 430 | Friction Bearing | | 24 1730 1 |
| 440 | Friction Bearing | | 24 1735 2 |
| 450 | Friction Bearing | | 24 1735 3 |
| 460 | Friction Bearing | | 24 1744 |
| 470 | Friction Bearing | | 24 1745 2 |

1.2 Latches



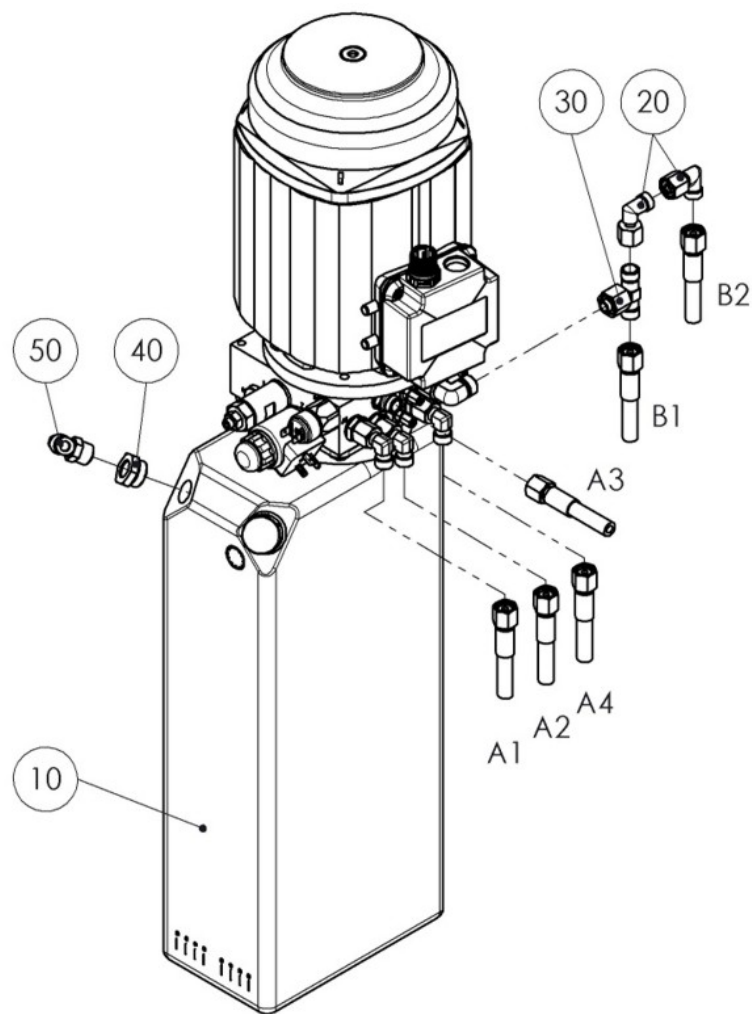
| Item No. | Spare Part | Description | Article Number |
|----------|--------------------|-----------------|----------------|
| 10 | Shaft | | 020080 01132 0 |
| 20 | Distance | | 020081 01228 0 |
| 30 | Fuse | | 020081 01266 0 |
| 40 | Stop Plate | | 020081 01293 0 |
| 50 | Latch | | 020081 01360 0 |
| 60 | Latch Cylinder | | 030081 00150 0 |
| 70 | Latch | Master Cylinder | 030081 00215 0 |
| | Latch | Slave Cylinder | 030081 00217 0 |
| 80 | Guide Rail | | 030081 00158 0 |
| 160 | Binding Head Screw | M8x16 | 23 3116 |
| 170 | Friction Bearing | | 24 1730 1 |

1.3 Control Desk



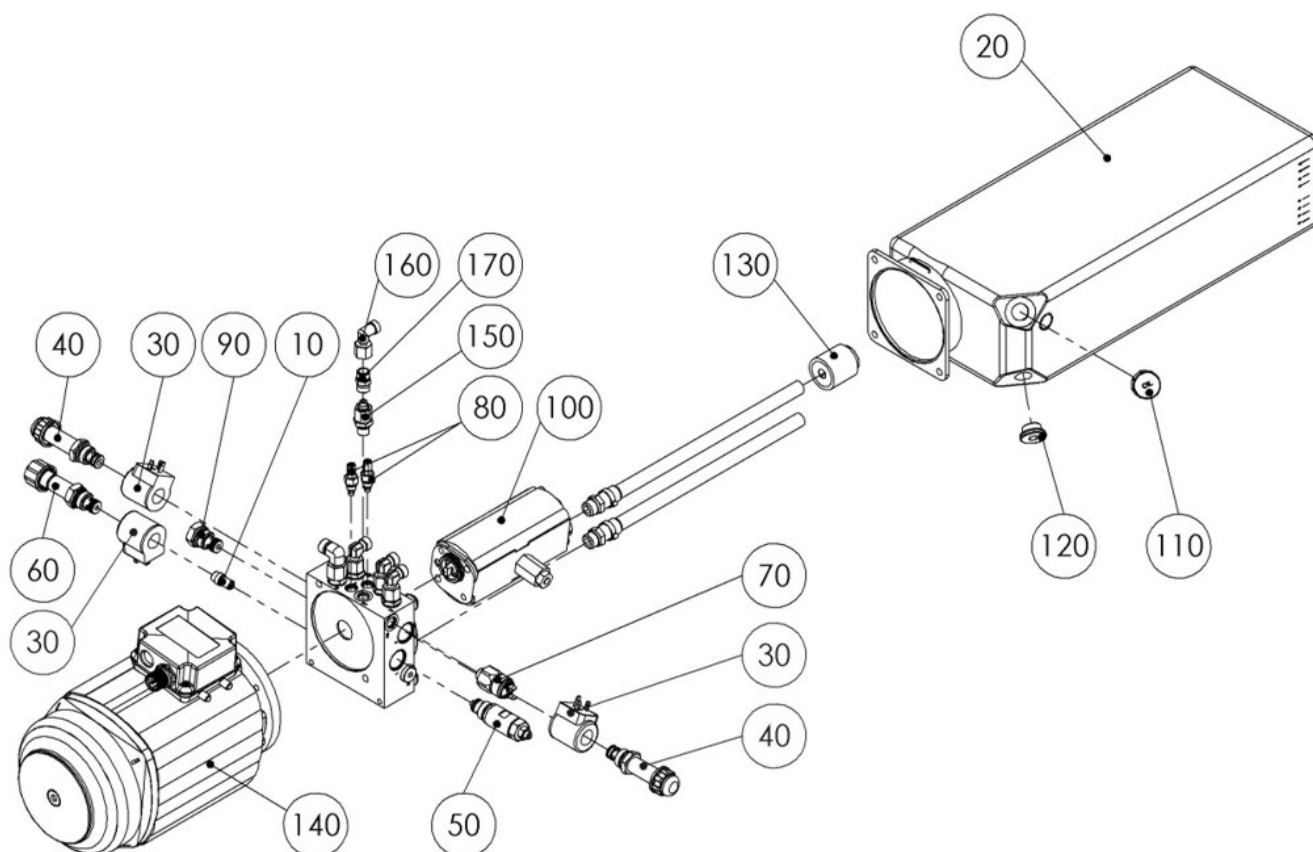
| Item No. | Spare Part | Description | Article Number |
|----------|--------------------|-------------|----------------|
| 10 | Cover | | 020081 01262 0 |
| 20 | Control Box | | 030081 00161 0 |
| 30 | Lower Cabinet | | 030081 00154 0 |
| 40 | Knurled Screw | M6x16 | 22 0464 616 1 |
| 50 | Hex Nut | M6 | 22 0982 06 1 |
| 60 | Washer | A6,4 | 22 9021 06 1 |
| 70 | Blind Rivet Nut | M6 | 23 2116 |
| 80 | Binding Head Screw | M6x16 | 23 3080 |
| 90 | Binding Head Screw | M6x20 | 23 3082 |
| 100 | Spacer Plate | | 020081 00100 0 |

1.4 Hydraulic Inst. Kit - Control Desk



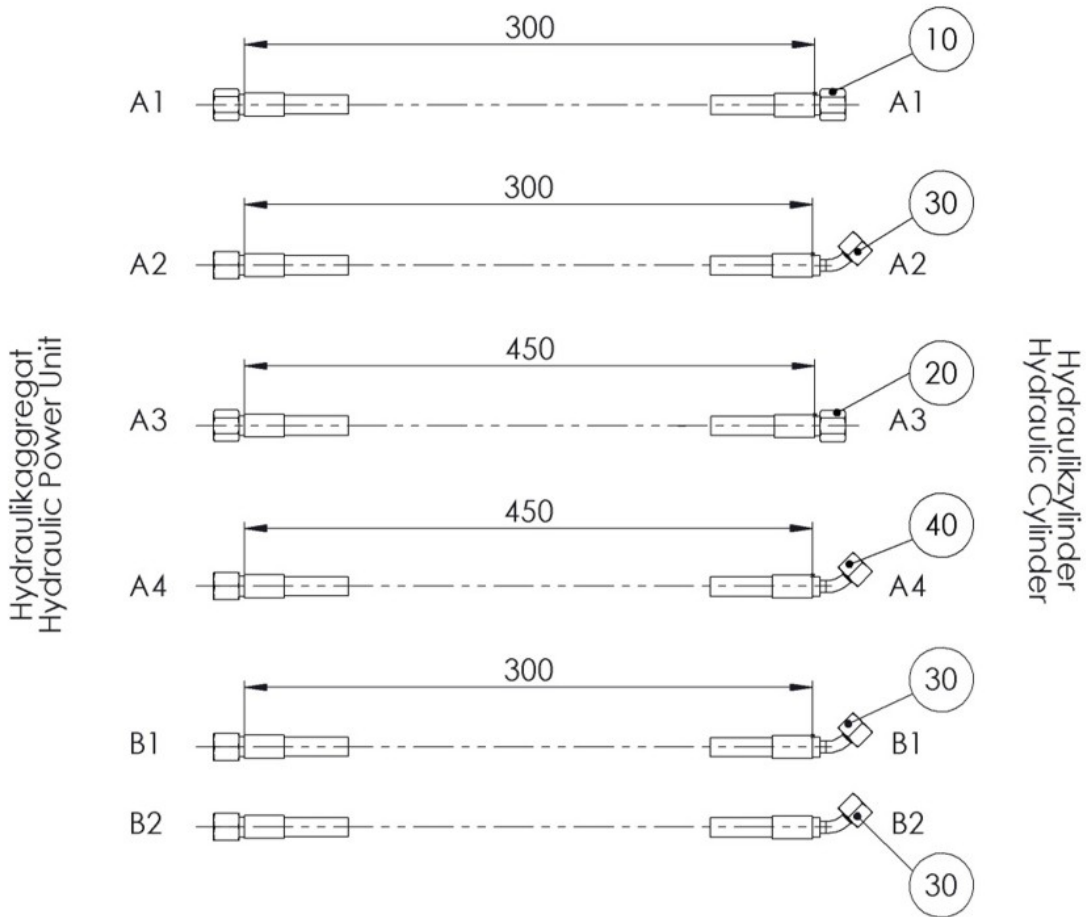
| Item No. | Spare Part | Description | Tooltip | Article Number |
|----------|----------------------|---------------------------|---------------|----------------|
| 10 | Hydraulic Power Unit | 2.2kW; 1Ph; 230V; 60Hz | Section 1.4.1 | 26000239 |
| 20 | Screw Connection | EVW | | 27 6435 |
| 30 | T-Piece | EVT | | 27000022 |
| 40 | Reducing Nipple | | | 28 8070 0803 |
| 50 | Screwed Angle | KQL | | 28 9128 |

1.4.1 Hydraulic Power Unit (26000239)



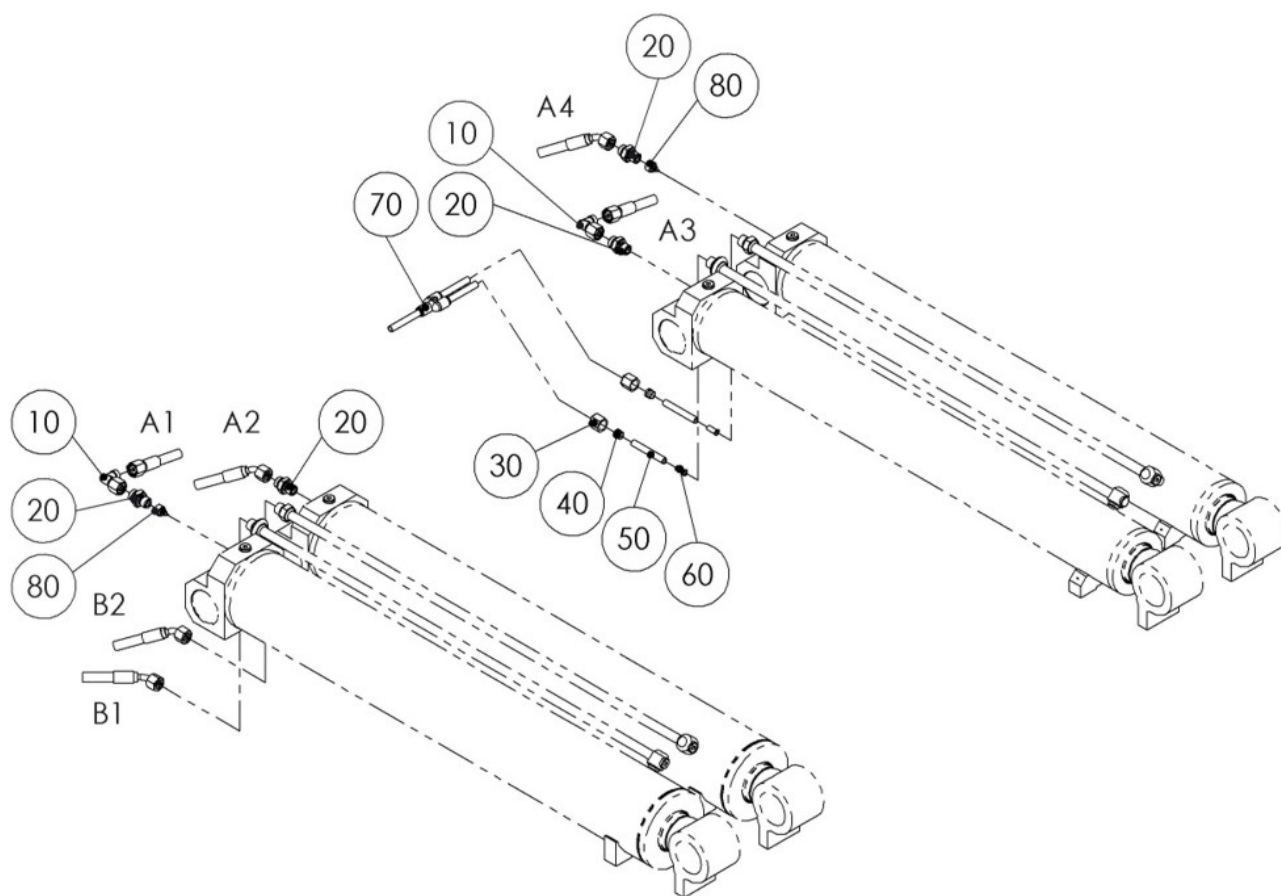
| Item No. | Spare Part | Article Number |
|----------|-------------------------------|----------------|
| 10 | Flow Control Valve | 26000041 |
| 20 | Oil Tank | 26000069 |
| 30 | Solenoid Coil | 26000106 |
| 40 | 2/2 Directional Control Valve | 26000123 |
| 50 | Pressure Control Valve | 26000153 |
| 60 | 2/2 Directional Control Valve | 26000200 |
| 70 | Pressure Switch | 26000214 |
| 80 | Trottle Valve | 26000226 |
| 90 | Non-Return Valve | 26000246 |
| 100 | Gear Pump | 26000247 |
| 110 | Air Filter | 26000326 |
| 120 | Screw Plug | 26000249 |
| 130 | Suction Filter | 26000250 |
| 140 | Electric Motor | 26000251 |
| 150 | Screw Connection | 27 6421 |
| 160 | Threaded Elbow Joint | 27 6435 |
| 170 | Straight Fitting | 27 6437 |

1.5 Hydraulic Inst. Kit - Connection



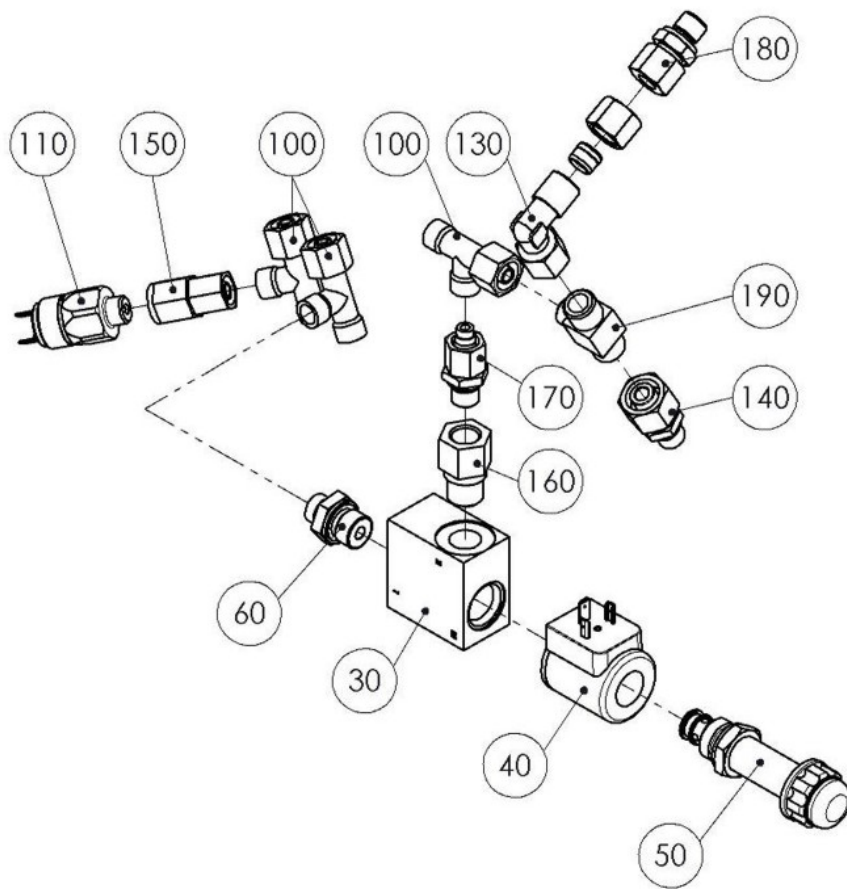
| Item No. | Spare Part | Description | Article Number |
|----------|------------|-----------------------|----------------|
| 10 | HP Hose | 3000lg. DKOL bs. | 27 0621 300 |
| 20 | HP Hose | 4500lg. DKOL bs. | 27 0621 450 |
| 30 | HP Hose | 3000lg. DKOL/DKOL-45° | 27 0623 300 |
| 40 | HP Hose | 4500lg. DKOL/DKOL-45° | 27 0623 450 |

1.6 Hydraulic Inst. Kit - Cylinder



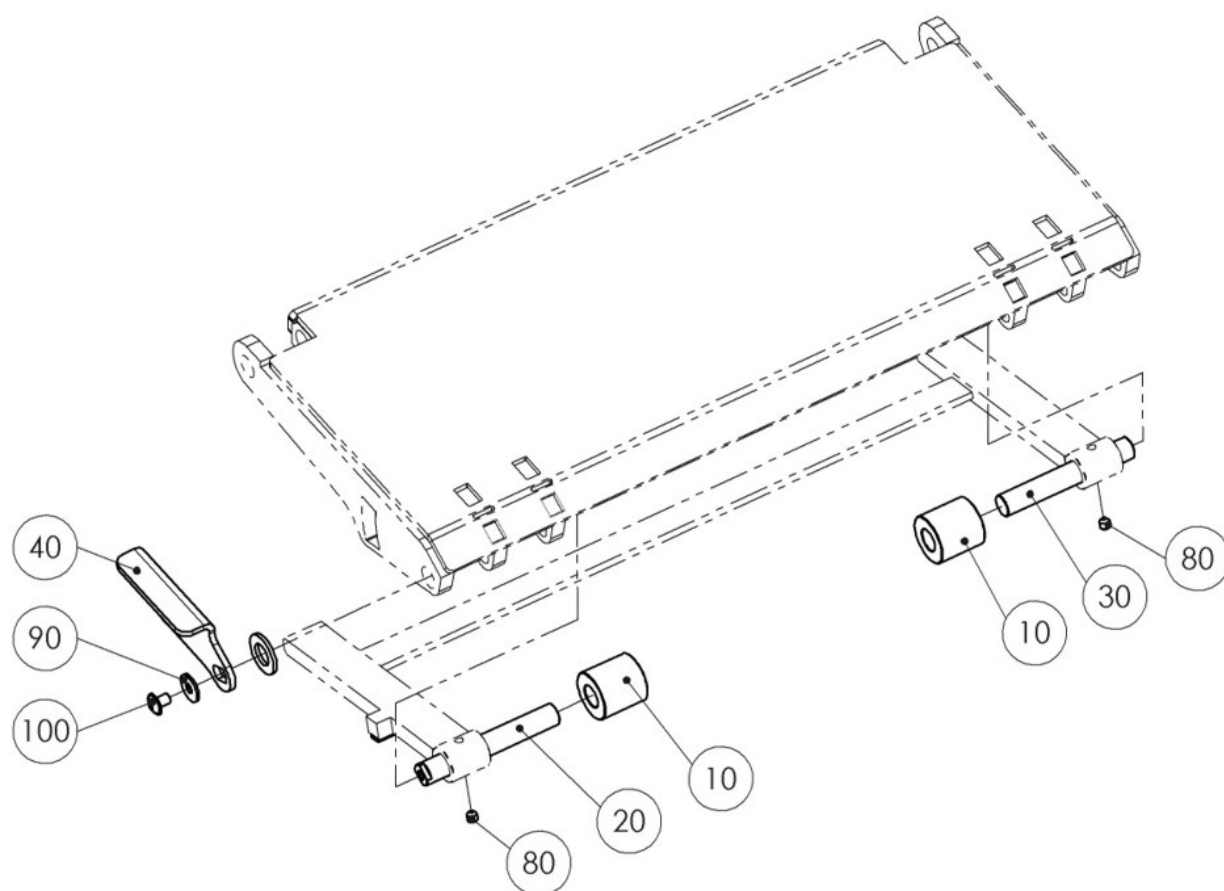
| Item No. | Spare Part | Description | Article Number |
|----------|----------------------|-------------|----------------|
| 10 | Threaded Elbow Joint | EVW | 27 6435 |
| 20 | Straight Fitting | 1/4" | 27 6461 |
| 30 | Union Nut | M 8 L | 27 6597 |
| 40 | Cutting Ring | D 8 L | 27 6599 |
| 50 | Pur Hose | | 28 7008 |
| 60 | Plug-In Sleeve | 8x1 ms | 28 7508 |
| 70 | Y-Connector | KQU | 28 9110 |
| 80 | Fuse | | 26 2815 |

1.7 Hydraulic Inst. Kit - Manual Compensation



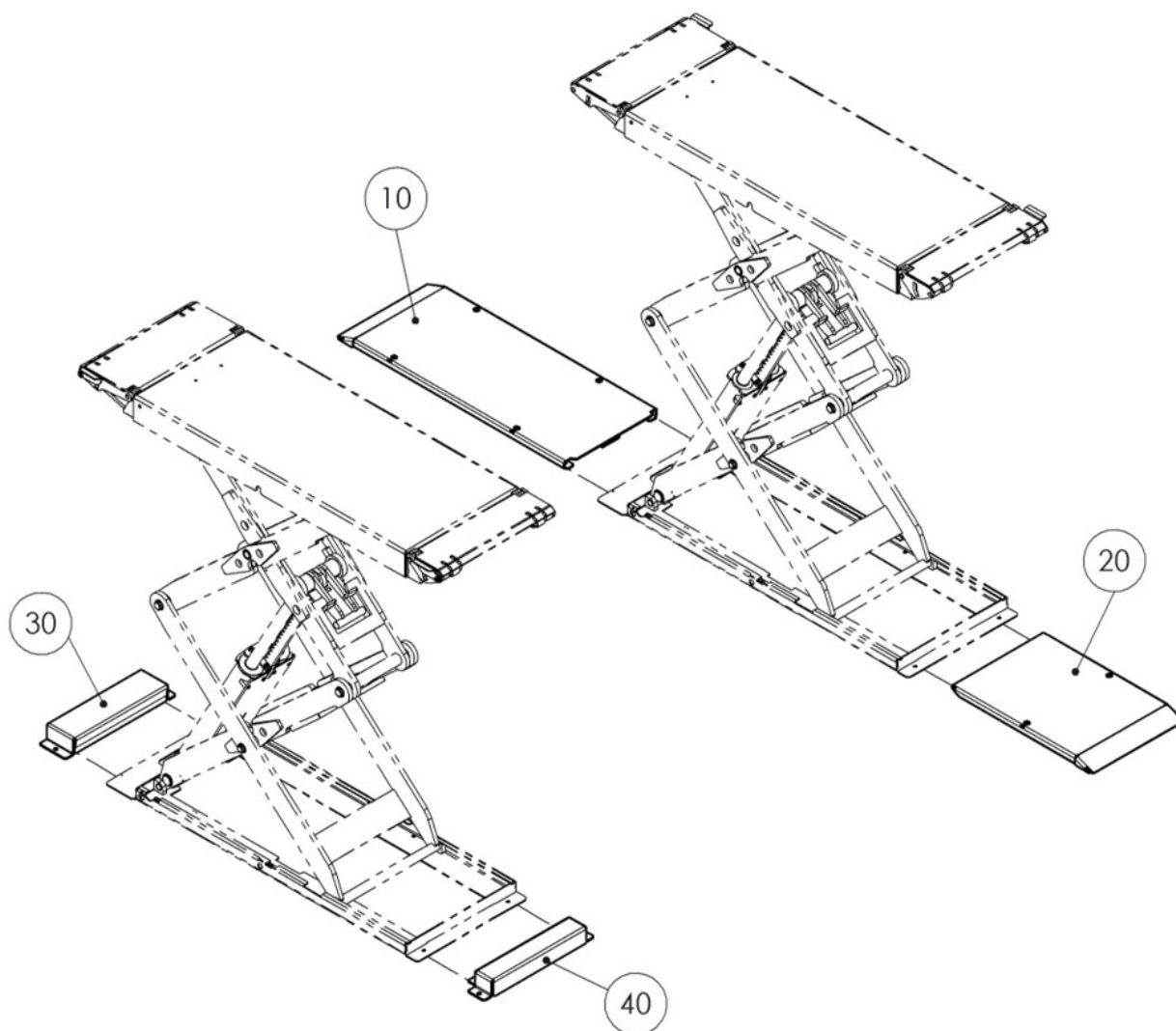
| Item No. | Spare Part | Description | Article Number |
|----------|-------------------------------|-------------------|----------------|
| 30 | Connection Housing | G3/8" | 26000022 |
| 40 | Solenoid Coil | 24VDC | 26000106 |
| 50 | 2/2 Directional Control Valve | w/o Solenoid Coil | 26000123 |
| 60 | Straight Fitting | | 27 6462 |
| 100 | T-Fitting | EVL 8 | 27 6430 |
| 110 | Pressure Switch | | 26000344 |
| 130 | Threaded Elbow Joint | EVW 10 | 27 6635 |
| 140 | Screw Connection | KOR 10/8 | 27 6691 |
| 150 | Screw Connection | | 27 00002 |
| 160 | Reducing Nipple | | 27 4706 |
| 170 | Straight Fitting | EVGE 8 | 27 6421 |
| 180 | Straight Fitting | EVGE 10 | 27 6621 |
| 190 | Screw Connection | TR | 27 6761 |
| 220 | HP Hose | 600mm lg. | 27 0622 060 |

1.8 Approach Ramps



| Item No. | Spare Part | Description | Article Number |
|----------|--------------------|-------------|----------------|
| 10 | Roller | | 020081 01194 0 |
| 20 | Pin | Long | 020081 01315 0 |
| 30 | Pin | Short | 020081 01316 0 |
| 40 | Handle | Left | 020081 01318 0 |
| | Handle | Right | 020081 01319 0 |
| 80 | Threaded Pin | M8x8 | 22 0914 08008 |
| 90 | Washer | A8,4 | 22 9021 08 1 |
| 100 | Binding Head Screw | M8x12 | 23 3112 |

1.9 Drive-Over Ramp (VZ 970125) and Insert Part (VZ 970133)











| Item No. | Spare Part | Description | Article Number |
|----------|-----------------|-------------|----------------|
| 10 | Drive-Over Ramp | Long | 030081 00144 0 |
| 20 | Drive-Over Ramp | Short | 030081 00145 0 |
| 30 | Insert Part | Long | 020081 01268 0 |
| 40 | Insert Part | Short | 020081 01269 0 |



2 Hydraulic / Pneumatic Small Parts

| Item No. | Thumbnail | Spare Part | Description | Article Number |
|----------|---|------------------|------------------|----------------|
| 10 |  | HP Hose | 1000mm DKOL bs. | 27 0621 100 |
| 20 |  | HP Hose | 2000lg. DKOL bs. | 27 0621 200 |
| 30 |  | HP Hose | 3000lg. DKOL bs. | 27 0621 300 |
| 40 |  | HP Hose | 4000lg. DKOL bs. | 27 0621 400 |
| 50 |  | HP Hose | 5000lg. DKOL bs. | 27 0621 500 |
| 60 |  | Straight Fitting | G 8 L | 27 6437 |
| 70 |  | Solenoid Valve | G1/4, 24V | 28 5000 |
| 80 |  | Silencer | 1/4" | 28 8165 0400 |









| Item No. | Thumbnail | Spare Part | Description | Article Number |
|----------|---|---------------|-------------|----------------|
| 90 |  | Y-Connector | KQU | 28 9030 |
| 100 |  | Screwed Angle | KQL 06-02 S | 28 9040 |
| 110 |  | Screwed Angle | KQL 08-02 S | 28 9120 |







3 Small Parts

| Item No. | Thumbnail | Spare Part | Description | Article Number |
|----------|---|-------------------|------------------|----------------|
| 10 |  | Antiskid Coating | Black | 35 1218 |
| 20 |  | Antiskid Coating | Gray | 35 1218 1 |
| 30 |  | Hardener | Mixing Ratio 1:8 | 35 1219 |
| 40 |  | Rubber Block | 100x150x20mm | 17000007 |
| 50 |  | Plastic Support | 47x132x340mm | 31 6900 |
| 60 |  | Hard Rubber Block | 50x115x95mm | 31 6930 |
| 70 |  | One-Way Truss | 750mm | 19000019 |
| 80 |  | Screw Plug | R 1/4" | 31 8300 0002 |

| Item No. | Thumbnail | Spare Part | Description | Article Number |
|----------|---|-------------|-------------|----------------|
| 90 |  | Plug | BUZ- 8 L | NHVSBUZ 8 |
| 100 |  | Anchor Bolt | 3/8"x5" | 23 5122 |

4 Labels





| Item No. | Thumbnail | Spare Part | Description | Article Number |
|----------|---|------------|--------------------------|----------------|
| 10 |  | Label | Maintenance | 54 1376 |
| 20 |  | Label | No Passengers Allowed | 54 1398 |
| 30 |  | Label | Hydraulic Fluid | 54 1436 |
| 40 |  | Label | Safety Regulations | 54 1494 |
| 50 |  | Label | 9000 lbs | 54 1536 |
| 60 |  | Label | Read Installation Manual | 54 1542 |
| 70 |  | Label | Left-Side Unit | 54 1543 |
| 80 |  | Label | Right-Side-Unit | 54 1544 |






| Item No. | Thumbnail | Spare Part | Description | Article Number |
|----------|---|------------|---------------------|----------------|
| 90 |  | Label | Manual Compensation | 54 1546 |
| 100 |  | Label | Ramp Locking Device | 54 1547 |
| 110 |  | Label | Warning Label | 54 1575 |
| 120 |  | Label | John Bean, small | 54 1577 |
| 130 |  | Label | John Bean, big | 54 1578 |
| 140 |  | Label | Main Switch | 54 2132 |

5 Electrical Equipment

| Item No. | Thumbnail | Spare Part | Description | Article Number |
|----------|---|-------------------------|---------------------|----------------|
| 10 |  | Time Relay | 24-220V | 50 0073 |
| 20 |  | Changeover Relay | 24 V AC/DC | 50 0083 |
| 30 |  | Main Contactor | 11kW 24VDC | 50 0214 |
| 40 |  | Contact Block | D Serie | 50 0230 |
| 50 |  | Main Switch | 4-pin 25A | 50 1002 |
| 60 |  | Motor Protection Switch | 13-18A | 50 1061 |
| 70 |  | Installation Summer | 22,5mm 24 VAC/DC | 51 0284 |
| 80 |  | Miniature Limit Switch | | 51 0316 |

| Item No. | Thumbnail | Spare Part | Description | Article Number |
|----------|---|-------------------|----------------|----------------|
| 90 |  | Pushbutton | Neutral | 51 0500 |
| 100 |  | Double Pushbutton | | 51 0511 |
| 110 |  | Key Switch Button | 0 - 1 | 51 0525 |
| 120 |  | Incandescent Lamp | LED white 24V | 51 0542 |
| 130 |  | Contact Element | NO Contact 3-4 | 51 0555 |
| 140 |  | Contact Element | NC Contact 1-2 | 51 0556 |
| 150 |  | Mounting Adapter | Front | 51 0561 |
| 160 |  | Label Holder | | 51 0581 |

| Item No. | Thumbnail | Spare Part | Description | Article Number |
|----------|---|---------------------|----------------|----------------|
| 170 |  | Button Plate | Black w. Arrow | 51 0592 |
| 180 |  | Tension Spring Clip | ST 4 | 51 5020 |
| 190 |  | Tension Spring Clip | STTB 4 | 51 5025 |
| 200 |  | Tension Spring Clip | ST 4-PE | 51 5027 |
| 210 |  | Clamp | 10/SI 5x20 | 51 5050 |
| 220 |  | Cover | STTB 4 PV | 51 5067 |
| 230 |  | Bridge | 2-pin ST4 | 51 5077 |
| 240 |  | Bridge | 3-pin ST4 | 51 5082 |

| Item No. | Thumbnail | Spare Part | Description | Article Number |
|----------|---|--------------------------|-------------|----------------|
| 250 |  | Solenoid Valve Connector | w. Cabel | 53 0354 |
| 260 |  | Limit Holder | TS 35 | 53 3047 |
| 270 |  | Fuse | T 1,6 A | 53 3064 |
| 280 |  | Label | Lock | 54 4020 |
| 290 |  | Power Pack | 24VDC/12VAC | 56 0001 |